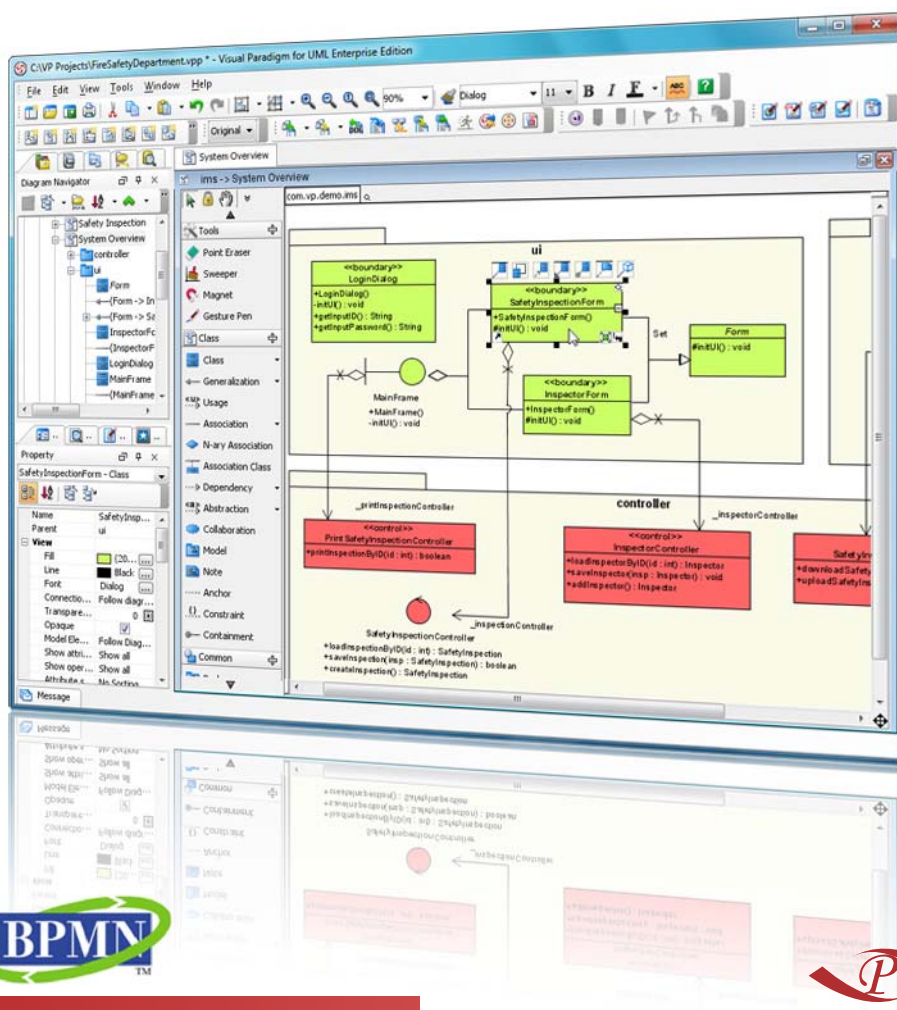


Visual Paradigm for UML 7.1

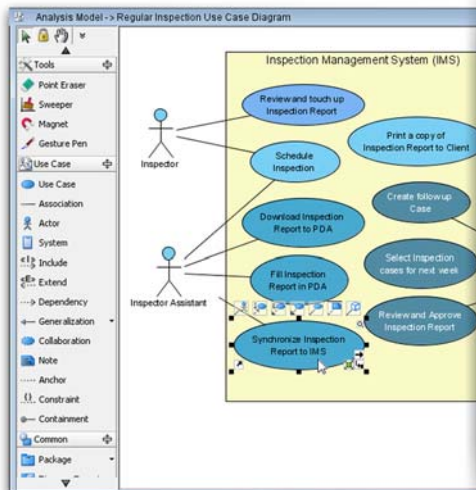
Model-Code-Deploy Platform



Boost Productivity with Innovative and Intuitive Technologies – From Requirements to Code



What VP-UML Provides?



UML Modeling

Visualize, design, communicate and document UML 2.2 diagrams with intuitive and sophisticated visual modeling environment.



Business Process Modeling

Visualize, understand, analyze and improve business process with BPMN, Process Map, Data Flow Diagram and Organization Chart.



Database Modeling

Design, generate, reverse and synchronize database with sophisticated ERD. Generate professional documentation and Java Object-Relational Mapping layer (Hibernate).



Requirement Modeling

Capture, organize, manage and realize requirements with SysML Requirement Diagram. Build or customize your own requirement types.



Impact Analysis

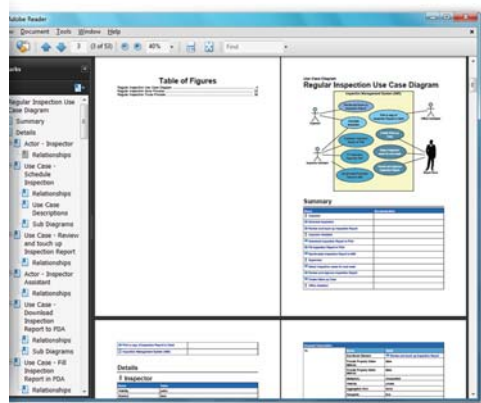
Avoid unexpected consequences resulted by updating your design blueprint. Matrix presents the relationships between model elements, while analysis diagram helps analyze a model element, and display its related model elements visually.



Diagramming Toolset

Create and maintain business and engineering diagrams with Visual Paradigm cutting edge visual modeling toolset such as resource-centric interface, mouse gesture, sweeper, magnet, styles and layer.

What VP-UML Provides?



Modeling Toolset

Beyond diagramming there are various toolsets to improve the quality of visual modeling. Nicknamer helps maintain single element with multiple names for multi-national team. Visual Diff shows differences between diagrams and revisions visually. Animating UML diagram with Animacian.

Documentation Generation

Design and generate professional documentation in PDF, MS Word 2007 and HTML formats. Keeping database, program and technical specification up-to-date with minimal effort.



Team Collaboration

Modeling collaboratively and simultaneously with VP Teamwork Server, Subversion, Perforce or CVS. All revisions are stored in central repository. Compare and review changes between revisions visually.



Interoperability & Integration

Export, import and merge with XML, XMI, MS Excel formats. Import Visio, Rose, Software Architect, ERWin, Telelogic System Architect and Enterprise Architect project files without losing any data.



Code and DB Engineering

Generate and reverse 10+ programming languages. Java code round-trip engineering. Generate, reverse, modify database schema with ERD.



Supported Standards

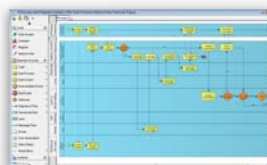
Visual Paradigm for UML supports latest version of Unified Modeling Language (UML), Business Process Modeling Notation (BPMN), SysML, ERD, DFD and Mind Mapping.

Build quality software faster, better and cheaper



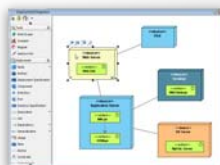
Business Modeling

Business Process Modeling




Deployment

Deployment diagram



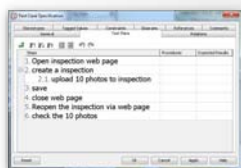
Requirements Capturing

Requirement Modeling
System level interaction design
Use Case Modeling



Testing

Test planning



Analysis and Design

Composite Structure Modeling
Architecture Modeling

Structural Modeling
Behavior Modeling

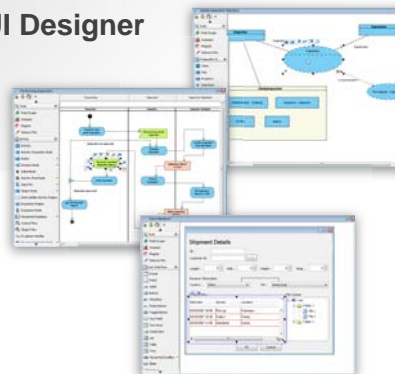
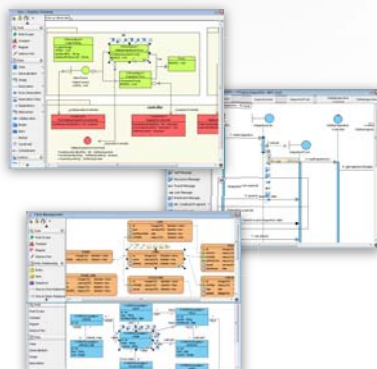

UI Designer



Implementation

Implementation Class Diagram
Dynamic Modeling

Database Design
Database generation



Visual Paradigm for UML 7.1

Compare VP-UML editions



	Complete Solution	Best Code Engineering	Documentation Generation	Modeler's Choice
	Enterprise Edition	Professional Edition	Standard Edition	Modeler Edition
	US\$1,399	US\$699	US\$299	US\$99
Features				
UML Modeling	●	●	●	●
Use Case Modeling	●	●	◐	◐
Business Process Modeling	●			
Database Modeling	●	●	◐	◐
Requirement Modeling	●	◐	◐	◐
Mind mapping	●			
Diagramming Toolset	●	●	●	●
Glossary support	●	●	●	●
▼ Modeling Toolset	●	◐	◐	
Visual Diff	●	●	●	
Animacion	●			
Design pattern	●	●	●	
Model element nicknaming	●	●	●	
Traceability and model transitor	●	●	●	
▼ Impact Analysis	●	●		
Matrix	●	●		
Analysis diagram	●	●		
▼ Documentation Generation	●	●	●	◐
Document template designer	●	●	●	
Generate PDF and HTML document	●	●	●	●
Generate Word 2007 document	●	●	●	
Publish project to web server	●	●	●	
Ad hoc report creation	●	●	●	
Team Collaboration	●	●	●	◐
Interoperability & Integration	●	◐	◐	◐
▼ Code and DB Engineering	●	●	◐	
Java code round-trip	●	●		
Instant code generation and reverse engineering	●	●	●	
Generate DB, Hibernate mapping and Java	●	●		

Check the complete version from our website
<http://www.visual-paradigm.com/product/vpuml/editions/>

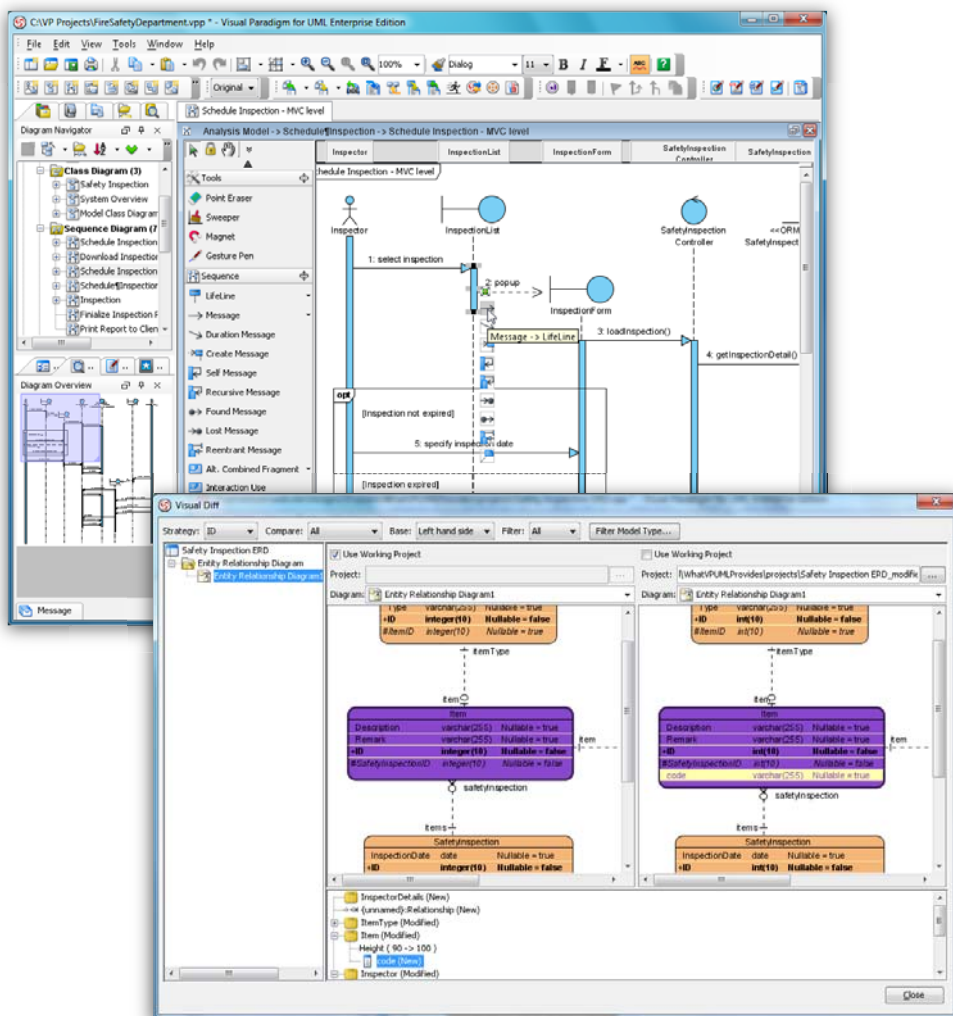
Visual Paradigm for UML 7.1

How to Purchase Visual Paradigm for UML?

- Online credit card
- Wire transfer
- Company check
- Authorized resellers

for more information, please visit our online shop
<http://www.visual-paradigm.com/shop/>

Visualize interaction with UML sequence diagram



Compare diagram visually by Visual Diff

System Requirements

- Intel Pentium III Compatible Processor at 1.0 GHz or higher.
- Minimum 512MB RAM, but 1.0 GB is recommended.
- Minimum 800MB disk space.
- Microsoft Windows (98/2000/XP/2003/Vista/7), Linux, Mac OS X, Solaris and all other Java-enabled platforms.

IDE Integration

- Eclipse 3 or above
- IntelliJ IDEA 4 or above (7.0 ready)
- NetBeans 4.0 or above (5.0 ready)

Related Products

- Business Process Visual ARCHITECT
- DB Visual ARCHITECT
- Smart Development Environment
- Agilian
- Visual Paradigm Teamwork Server

Award



For more details on Visual Paradigm for UML, please visit
<http://www.visual-paradigm.com/product/vpum/>



Visual Paradigm

Visual Paradigm International Ltd.

<http://www.visual-paradigm.com/>

Phone Number: +852 2744 8722
 General Information: info@visual-paradigm.com
 Technical Support: support@visual-paradigm.com
 Sales: sales@visual-paradigm.com